



DEVNATION

April 13-17, 2014 San Francisco, California

A nighttime photograph of San Francisco, showing a dense urban landscape with illuminated buildings and streets. The scene is captured from an elevated perspective, looking down onto the city. The lights from the buildings and streets create a warm, orange glow against the dark night sky. The overall atmosphere is that of a bustling city at night.

DEVNATION April 13-17, 2014
San Francisco, California

Hands on with the jQuery UI widget factory

Brian Leathem [@brianleathem](https://twitter.com/brianleathem)

The plan

- jQuery Plugin review
- Widget factory advantages
- Use cases and examples




Who am I?



- Brian Leathem
- Software Engineer @ Red Hat
- RichFaces project lead (JSF)
- RichWidgets — <http://richwidgets.io>

Who are you?



Tapping into the jQuery ecosystem

jQuery

Consistent cross browser API for:

- DOM traversal
- HTML Manipulation
- Event handling
- Animation
- Ajax



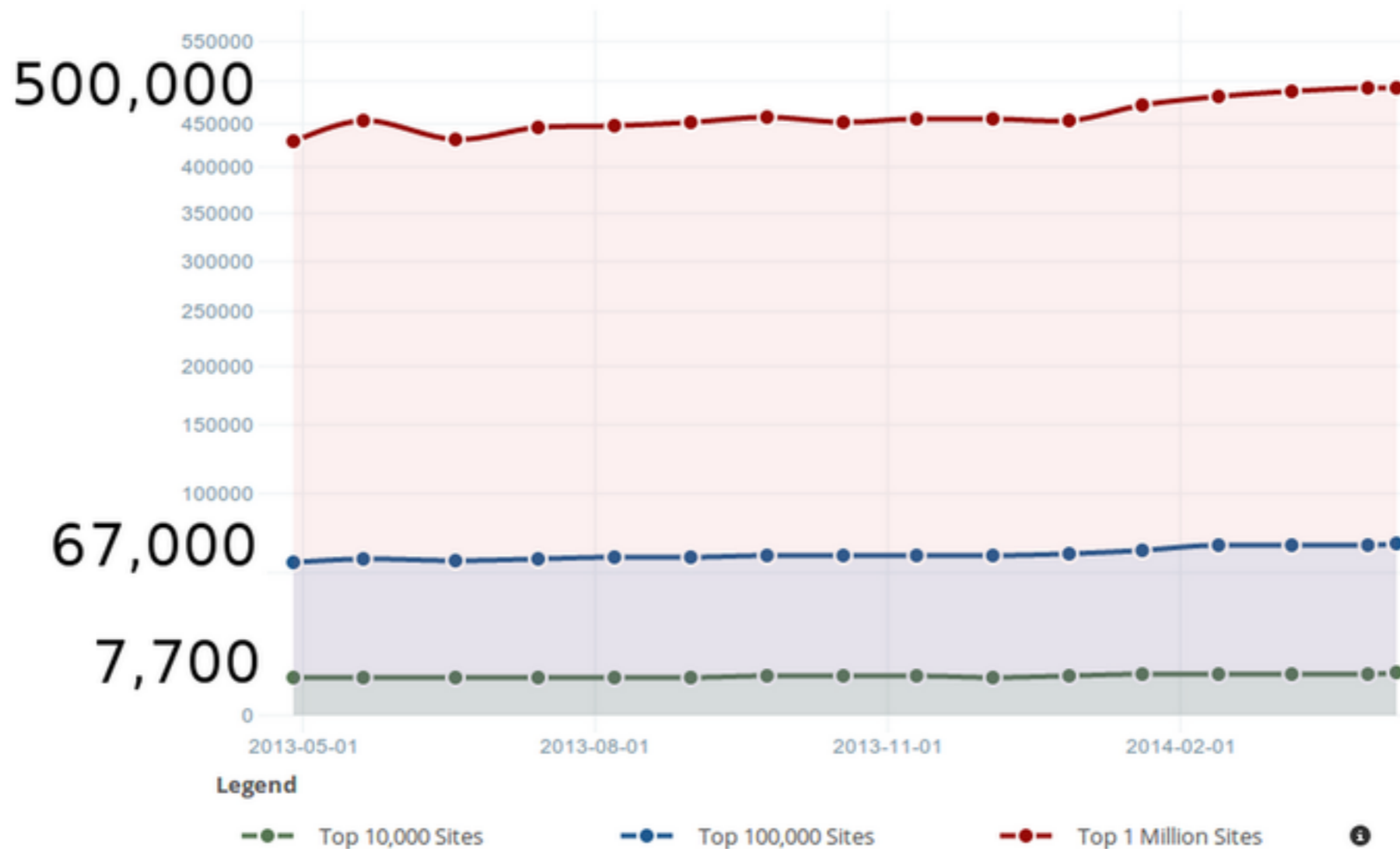
jQuery API

```
$( 'some-selector' ).method(parameters);
```

Example methods:

- `addClass / removeClass / css`
- `html / text`
- `on / off`
- `animate`

jQuery Ubiquity



jQuery Plugins

- Extend jQuery with custom functionality
- Easy way to share code

```
<html>
  <p>Some text in a document</p>
</html>

...

<script>
  $('p').myplugin();
</script>
```

A simple plugin

```
(function( $ ) {  
  $.fn.myplugin = function() {  
    return this.each(function() {  
      $(this)  
        .addClass("some-class")  
        .css("color", "red");  
    });  
  };  
})( jQuery );
```

Use cases

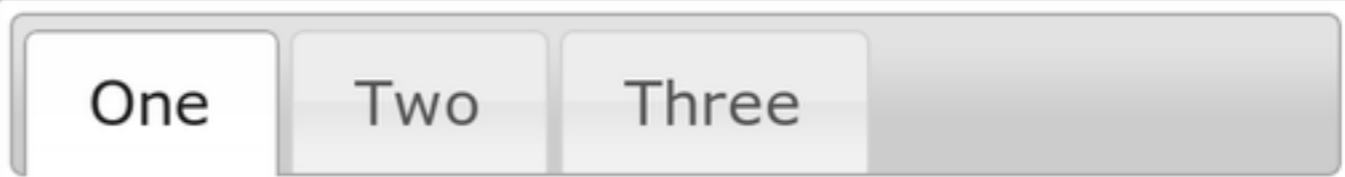
Well suited to use cases where plugin execution *results in some intended side-effect*:

- Text manipulation
- Animation
- Layout

A Stateful Widget

- The active tab is the widget state
- Use the javascript API to cycle the active tab

Cycle Tabs



Instantiate the widget as a jQuery plugin:

```
$( "#tabs" ).tabs();
```

Stateful plugins

- Track & query state
- Mutate options
- Plugin interactions
- Reverse DOM changes
- Notify event listeners

Widgets

Widgets with OOP

```
( function( $ ) {  
  function MyWidget( element ) {  
    this.init( element );  
  }  
  MyWidget.prototype.init = ...  
  MyWidget.prototype.destroy = ...  
  MyWidget.prototype.addListener = ...  
  MyWidget.prototype.removeListener = ...  
  MyWidget.prototype.setOption = ...  
  
  ...  
}
```

OOP Plugins

```
( function( $ ) {  
  ...  
  
  $.fn.mywidget = function() {  
    return this.each( function() {  
      $.data( this, "mywidget", new MyWidget( this ) );  
    });  
  };  
})( jQuery );
```


Widget API with OOP

Interact with the widget via an API:

```
$(document).ready( function() {  
  var widget = $( "#foo" ).mywidget().data( "mywidget" );  
  widget.doSomething();  
});
```

OOP → Boilerplate!

Encapsulate the boilerplate code in a common prototype function:

```
( function( $ ) {  
  MyWidget.prototype = ...  
  $.extend(MyWidget.prototype, myPrototype);  
})(jQuery);
```

OOP Advantages

- Object instance
- API for interactions
- D.R.Y. w/ a Shared prototype



OOP Dis-advantages

- Custom prototype maintenance
- Non-standard API
 - events
 - mutable options



jQuery UI Widget Factory

jQuery UI widget factory

- ✓ Track & query state
- ✓ Mutate options
- ✓ Widget interactions
- ✓ Reverse DOM changes
- ✓ Notify event listeners

Consistent

API

Stopwatch example

```
jQuery('#timer').stopwatch();
```



window.setInterval

“ Calls a function or executes a code snippet repeatedly, with a fixed time delay between each call to that function.

```
window.setInterval( callback, interval );
```


Stopwatch example

5

Execute

Stopwatch example

5.00



Start

Pause

Resume

Stop

Reset

Execute

Destroy

Enable

Disable

Widget Factory Deep Dive

```
(function($) {  
  $.widget("rich.stopwatch", {  
    /** prototype object */  
  });  
})(jQuery);
```



Anatomy of a widget

```
( function( $ ) {  
  $.widget( "rich.stopwatch", {  
    options: { ... }  
    doSomething: function() {  
      // public methods have no "_" prefix  
    },  
    _helper: function() {  
      // private methods have an "_" prefix  
    }  
  });  
})( jQuery );
```

Default Options

```
( function( $ ) {  
  $.widget( "rich.stopwatch", {  
  
    options: {  
      autostart: true,  
      direction: 'decreasing',  
      increment: 100 // in milliseconds  
    },  
    ...  
  });  
})( jQuery );
```

Widget API

Invoking the public methods:

```
$('#timer').stopwatch('doSomething', 'optionalParam');
```

```
// or
```

```
var widget = $('#timer').data('richStopwatch');  
widget.doSomething();
```


Invoking Methods

Private methods *are* accessible:

```
var widget = $('#timer').data('richStopwatch');  
widget._helper();
```

Accessible private methods helps with widget extension

Lifecycle and callbacks



- `_create / _destroy`
- `disable / enable`
- `_setOption`
- `_trigger`

Widget Initialisation

Optionally override the `_create` method

- Apply DOM changes
- Register event listeners
- *create* event fired implicitly

Create

```
_create: function() {  
  this.digitsElement = this.element.find('.digits');  
  this.startTime = this.digits();  
  this.digits(this.startTime);  
  if (this.options.showProgressBar) {  
    this._addProgressBar();  
  }  
  if (this.options.autostart) {  
    this._createInterval();  
  }  
},
```

Widget Clean Up



- Leave the DOM as you found it
- Remove any event handlers
- Remove any timers/intervals

Destroy!

```
_destroy: function() {  
  this._removeInterval();  
  if (this.progressBar) {  
    this.progressBar.parents('.progress').first().remove();  
  }  
  this.digitsElement.text(this.startTime);  
  this._trigger('destroy', undefined, this._dumpUi());  
}
```

Enable / Disable

```
$.widget = { // the jQuery UI widget object
  ...
  enable: function() {
    return this._setOptions({ disabled: false });
  },

  disable: function() {
    return this._setOptions({ disabled: true });
  },
}
```

Mutable Options

The widget Factory provides the `option` method for getting/setting the initialisation options

```
$('#timer').stopwatch('option', 'showProgressBar', false);
```

Hook in via the `_setOption` method if required

Mutable Options

```
_setOption: function (key, value) {  
  var widget = this;  
  if (this.options.key === value) {  
    return;  
  }  
  switch (key) {  
    ...  
  }  
  this._super(key, value);  
},
```

Mutable Options

```
case 'disabled':  
    if (value === true) widget._disable();  
    else widget._enable();  
    break;  
case 'showProgressBar':  
    if (value === true && !widget.progressBar) {  
        widget._addProgressBar();  
    } else if (value === false && widget.progressBar) {  
        widget._removeProgressBar();  
    }  
    break;
```


Events & Callbacks

- Events allow for object extension
- Callbacks provided as either:
 1. plugin options
 2. event listeners



Callbacks as options

Option name matches the event name:

```
var options = {  
  ...  
  
  create: function(event, ui) {  
    ui.element.css('background-color', ready);  
    ui.element.css('color', 'white');  
  }  
}
```

Callbacks as event listeners

jQuery event is prefixed with the event name

```
$('#timer').on('stopwatchcreate', function(event, ui) {  
  ui.element.css('background-color', ready);  
  ui.element.css('color', 'white');  
});
```

Triggering events

Triggering events couldn't be any easier:

```
this._trigger('eventname', event, ui);
```

Function Parameters:

- `event` usually propagates an observed event
- `ui` is an object that shares widget states

The UI parameter

Consolidate `ui` object creation in a method

```
_dumpUi: function() {  
  return {  
    element: this.element,  
    digits: this.digits()  
  };  
},
```

A note on styling

Adopting the jQuery UI widget factory *does not* tie you to the jQuery UI themes.

Examples in this demo were styled with:

- Bootstrap (<http://getbootstrap.com>)
- less.js (<http://lesscss.org/>)

Testing and Docs

Testing

- [Jasmine](#) - BDD for javascript
- [Jasmine-jQuery](#) - API for handling DOM fixtures in your tests
- [Karma](#) - test runner

Jasmine Example

```
describe("The 'toBe' matcher compares with ===", function() {  
  it("and has a positive case ", function() {  
    expect(true).toBe(true);  
  });  
  it("and can have a negative case", function() {  
    expect(false).not.toBe(true);  
  });  
});
```

More on testing

Tomorrow at DevNation:

Mobile web development: workflow and best practices - Lukas Fryc (Room 208)

Testing in richwidgets:

github.com/richwidgets/richwidgets/blob/master/TESTS.md

API docs

YUIDoc can be used to provide generated API documentation

```
options: {  
  /**  
   * Whether to start the stopwatch on plugin execution  
   *  
   * @property autostart  
   * @type Boolean  
   * @default true  
   */  
  autostart: true,
```

Stopwatch API docs

</assets/api/classes/stopwatch.html>

Stopwatch example

```
/**
 * A stopwatch widget
 *
 * @module Output
 * @class chart
 */
(function ($) {

    $.widget('rich.stopwatch', {

        options: {
            autostart: true,
            direction: 'decreasing',
            disabled: false,
            showProgressBar: true,
            increment: 100 // in milliseconds
        },

        _create: function() {
            this.digitsElement = this.element.find('digits').

```

Credits

- <http://www.flickr.com/photos/jdhancock/5845280258/>
- <http://leslycorazon.wikispaces.com/file/detail/head-silhouette-with-question-mark.png/319199232>
- <http://openclipart.org/detail/crowd-by-kattekrab>
- <http://brand.jquery.org/logos/>
- <http://www.flickr.com/photos/26782864@N00/3297205226/>
- http://commons.wikimedia.org/wiki/File:Thunderbird_assembly_line.jpg
- <http://openclipart.org/detail/171954/cycle-color-by-karthikeyan-171954>
- <http://openclipart.org/detail/90451/keep-tidy-outside-01-by-anonymous>
- <http://openclipart.org/detail/181653/new-years-party-by-liftarn-181653>



Hands on with the jQuery UI widget factory by [Brian Leathem](#) is licensed under a [Creative Commons Attribution-NonCommercial 4.0 International License](#).

Based on a work at <https://github.com/bleathem/talks/>.

Learn More on jQuery UI

- <https://api.jqueryui.com/jquery.widget/>
- <http://ajpiano.com/widgetfactory>
- <https://learn.jquery.com/jquery-ui/widget-factory/how-to-use-the-widget-factory/>

- <http://richwidgets.io>